


Adult Care Services 2022/23 - 2024/25
--

2021/22		2022/23	2023/24	2024/25
£'000		£'000	£'000	£'000
	Expenditure - Controllable			
11,187	Employees	13,005	13,248	13,574
4	Capital Financing	4	4	4
257	Premises - Related Expenditure	259	261	264
95	Transport - Related Expenditure	90	90	90
1,119	Supplies and Services	1,626	1,670	1,717
84,799	Third Party Payments	89,184	99,197	106,156
0	Reserves	0	0	0
97,461	Sub Total: Controllable Expenditure	104,168	114,470	121,805
	Expenditure - Uncontrollable			
0	Employees	0	0	0
5	Premises - Related Expenditure	7	7	7
0	Transport - Related Expenditure	0	0	0
4,903	Support Services Expenditure	5,282	5,308	5,308
163	Depreciation	163	163	163
5,071	Sub Total: Uncontrollable Expenditure	5,452	5,478	5,478
102,532	Total Expenditure	109,620	119,948	127,283
	Income - Controllable			
(23,202)	Government Grants	(23,384)	(23,384)	(23,384)
(7,216)	Other Grants, Reimbursements and Contributions	(7,398)	(7,403)	(7,405)
(16,271)	Customer and Client Receipts - Fees and Charges	(15,845)	(16,028)	(16,028)
0	External Interest	0	0	0
(677)	Support Services Income	(800)	(803)	(807)
(47,366)	Sub Total: Controllable Income	(47,427)	(47,618)	(47,624)
	Income - Uncontrollable			
(1,667)	Support Services Income	(2,047)	(2,076)	(2,078)
(1,667)	Sub Total: Uncontrollable Income	(2,047)	(2,076)	(2,078)
(49,033)	Total Income	(49,474)	(49,694)	(49,702)
53,499	Net Expenditure	60,146	70,254	77,581

2021/22		2022/23	2023/24	2024/25
50,095	Controllable Budget	56,741	66,852	74,181
3,404	Uncontrollable Budget	3,405	3,402	3,400
53,499	Total Service Budget	60,146	70,254	77,581

This budget may be subject to change as a result of Members decisions.
The uncontrollable budgets may be subject to change, however this will not impact on the ability to deliver services.
I confirm that the figures presented reflect a robust budget which would support operational activity in my Service for 2022/23 and that the provisional budgets for 2023/24 and 2024/25 represents the service requirements for that year, subject to any changes as part of the 2022/23 budget setting process.


Signature	Date
	17/01/2022

Children's Services 2022/23 - 2024/25

2021/22		2022/23	2023/24	2024/25
	Expenditure - Controllable			
175,459	Employees	34,484	34,932	35,593
15	Capital Financing	0	0	0
15,386	Premises - Related Expenditure	2,831	2,842	2,854
3,282	Transport - Related Expenditure	2,980	2,981	2,982
87,231	Supplies and Services	201,443	201,875	202,060
30,089	Third Party Payments	29,495	28,407	27,596
9,551	Reserves	(149)	(149)	(149)
321,013	Sub Total: Controllable Expenditure	271,084	270,888	270,936
	Expenditure - Uncontrollable			
1,596	Employees	1,489	1,489	1,489
13	Premises - Related Expenditure	20	20	20
268	Transport - Related Expenditure	334	334	334
9,229	Support Services Expenditure	9,437	9,448	9,448
10,173	Depreciation	10,173	10,173	10,173
21,279	Sub Total: Uncontrollable Expenditure	21,453	21,464	21,464
342,292	Total Expenditure	292,537	292,352	292,400
	Income - Controllable			
(222,839)	Government Grants	(211,300)	(211,304)	(211,304)
(22,871)	Other Grants, Reimbursements and Contributions	(5,207)	(5,208)	(5,209)
(5,164)	Customer and Client Receipts - Fees and Charges	(420)	(420)	(420)
(41)	External Interest	(28)	(28)	(28)
(23,203)	Support Services Income	(7,670)	(7,670)	(7,670)
(274,118)	Sub Total: Controllable Income	(224,625)	(224,630)	(224,631)
	Income - Uncontrollable			
(3,663)	Support Services Income	(3,873)	(3,888)	(3,890)
(3,663)	Sub Total: Uncontrollable Income	(3,873)	(3,888)	(3,890)
(277,781)	Total Income	(228,498)	(228,518)	(228,521)
64,511	Net Expenditure	64,039	63,834	63,879

2021/22		2022/23	2023/24	2024/25
46,895	Controllable Budget	46,459	46,258	46,305
17,616	Uncontrollable Budget	17,580	17,576	17,574
64,511	Total Service Budget	64,039	63,834	63,879

This budget may be subject to change as a result of Members decisions.
 The uncontrollable budgets may be subject to change, however this will not impact on the ability to deliver services.
 I confirm that the figures presented reflect a robust budget which would support operational activity in my Service for 2022/23 and that the provisional budgets for 2023/24 and 2024/25 represents the service requirements for that year, subject to any changes as part of the 2022/23 budget setting process.


Signature	Date
	18.01.2022

Economy 2022/23 - 2024/25

2021/22		2022/23	2023/24	2024/25
£'000		£'000	£'000	£'000
	Expenditure - Controllable			
3,848	Employees	4,029	4,100	4,198
0	Capital Financing	0	0	0
3,966	Premises - Related Expenditure	4,209	4,295	4,308
56	Transport - Related Expenditure	53	53	53
4,314	Supplies and Services	4,524	4,467	4,478
15,567	Third Party Payments	15,579	15,734	15,886
0	Reserves	0	0	0
27,751	Sub Total: Controllable Expenditure	28,394	28,649	28,923
	Expenditure - Uncontrollable			
0	Employees	0	0	0
11	Premises - Related Expenditure	17	17	17
0	Transport - Related Expenditure	0	0	0
1,581	Support Services Expenditure	1,584	1,588	1,588
118	Depreciation	118	118	118
1,710	Sub Total: Uncontrollable Expenditure	1,719	1,723	1,723
29,461	Total Expenditure	30,113	30,372	30,646
	Income - Controllable			
(378)	Government Grants	(331)	(331)	(331)
(1)	Other Grants, Reimbursements and Contributions	(14)	(14)	(14)
(10,907)	Customer and Client Receipts - Fees and Charges	(10,717)	(10,702)	(10,733)
0	External Interest	0	0	0
(465)	Support Services Income	(499)	(499)	(578)
(11,751)	Sub Total: Controllable Income	(11,561)	(11,546)	(11,656)
	Income - Uncontrollable			
(876)	Support Services Income	(883)	(891)	(895)
(876)	Sub Total: Uncontrollable Income	(883)	(891)	(895)
(12,627)	Total Income	(12,444)	(12,437)	(12,551)
16,834	Net Expenditure	17,669	17,935	18,095

2021/22		2022/23	2023/24	2024/25
16,000	Controllable Budget	16,833	17,103	17,267
834	Uncontrollable Budget	836	832	828
16,834	Total Service Budget	17,669	17,935	18,095

This budget may be subject to change as a result of Members decisions.
 The uncontrollable budgets may be subject to change, however this will not impact on the ability to deliver services.
 I confirm that the figures presented reflect a robust budget which would support operational activity in my Service for 2022/23 and that the provisional budgets for 2023/24 and 2024/25 represents the service requirements for that year, subject to any changes as part of the 2022/23 budget setting process.


Signature	Date
	17.01.22

Neighbourhood Services 2022/23 - 2024/25

2021/22		2022/23	2023/24	2024/25
£'000		£'000	£'000	£'000
	Expenditure - Controllable			
31,395	Employees	33,065	33,673	34,516
8	Capital Financing	8	8	8
6,635	Premises - Related Expenditure	7,170	7,325	7,492
3,615	Transport - Related Expenditure	3,592	3,636	3,693
18,219	Supplies and Services	19,010	18,897	19,009
20,683	Third Party Payments	20,665	21,108	21,570
(73)	Reserves	(81)	(81)	(81)
80,482	Sub Total: Controllable Expenditure	83,429	84,566	86,207
	Expenditure - Uncontrollable			
0	Employees	0	0	0
218	Premises - Related Expenditure	260	260	260
934	Transport - Related Expenditure	933	933	933
7,918	Support Services Expenditure	7,928	7,935	7,935
7,540	Depreciation	7,540	7,540	7,540
16,610	Sub Total: Uncontrollable Expenditure	16,661	16,668	16,668
97,092	Total Expenditure	100,090	101,234	102,875
	Income - Controllable			
(3,178)	Government Grants	(3,173)	(3,173)	(3,173)
(2,593)	Other Grants, Reimbursements and Contributions	(2,587)	(2,587)	(2,587)
(13,152)	Customer and Client Receipts - Fees and Charges	(13,336)	(13,337)	(13,337)
(15)	External Interest	(15)	(15)	(15)
(10,933)	Support Services Income	(10,992)	(11,027)	(11,067)
(29,871)	Sub Total: Controllable Income	(30,103)	(30,139)	(30,179)
	Income - Uncontrollable			
(15,621)	Support Services Income	(15,773)	(15,802)	(15,822)
(15,621)	Sub Total: Uncontrollable Income	(15,773)	(15,802)	(15,822)
(45,492)	Total Income	(45,876)	(45,941)	(46,001)
51,600	Net Expenditure	54,214	55,293	56,874

2021/22		2022/23	2023/24	2024/25
50,611	Controllable Budget	53,326	54,427	56,028
989	Uncontrollable Budget	888	866	846
51,600	Total Service Budget	54,214	55,293	56,874

This budget may be subject to change as a result of Members decisions.
 The uncontrollable budgets may be subject to change, however this will not impact on the ability to deliver services.
 I confirm that the figures presented reflect a robust budget which would support operational activity in my Service for 2022/23 and that the provisional budgets for 2023/24 and 2024/25 represents the service requirements for that year, subject to any changes as part of the 2022/23 budget setting process.


Signature	Date
	14.1.2022

Resources 2022/23 - 2024/25

2021/22		2022/23	2023/24	2024/25
£'000		£'000	£'000	£'000
	Expenditure - Controllable			
11,671	Employees	12,113	12,347	12,653
123	Capital Financing	123	123	123
8	Premises - Related Expenditure	0	0	0
30	Transport - Related Expenditure	20	20	20
2,509	Supplies and Services	5,619	2,624	2,620
52,787	Third Party Payments	59,620	59,637	59,637
0	Reserves	0	0	0
67,128	Sub Total: Controllable Expenditure	77,495	74,751	75,053
	Expenditure - Uncontrollable			
0	Employees	0	0	0
1	Premises - Related Expenditure	0	0	0
1	Transport - Related Expenditure	1	1	1
8,563	Support Services Expenditure	8,668	8,776	8,868
3	Depreciation	3	3	3
8,568	Sub Total: Uncontrollable Expenditure	8,672	8,780	8,872
75,696	Total Expenditure	86,167	83,531	83,925
	Income - Controllable			
(53,504)	Government Grants	(59,349)	(59,199)	(59,199)
(189)	Other Grants, Reimbursements and Contributions	(186)	(186)	(186)
(1,611)	Customer and Client Receipts - Fees and Charges	(1,646)	(1,661)	(1,671)
(7)	External Interest	(7)	(7)	(7)
(1,021)	Support Services Income	(1,047)	(1,050)	(1,051)
(56,332)	Sub Total: Controllable Income	(62,235)	(62,103)	(62,114)
	Income - Uncontrollable			
(12,284)	Support Services Income	(12,359)	(12,437)	(12,499)
(12,284)	Sub Total: Uncontrollable Income	(12,359)	(12,437)	(12,499)
(68,616)	Total Income	(74,594)	(74,540)	(74,613)
7,080	Net Expenditure	11,573	8,991	9,312

2021/22		2022/23	2023/24	2024/25
10,796	Controllable Budget	15,260	12,648	12,939
(3,716)	Uncontrollable Budget	(3,687)	(3,657)	(3,627)
7,080	Total Service Budget	11,573	8,991	9,312

This budget may be subject to change as a result of Members decisions.
The uncontrollable budgets may be subject to change, however this will not impact on the ability to deliver services.
I confirm that the figures presented reflect a robust budget which would support operational activity in my Service for 2022/23 and that the provisional budgets for 2023/24 and 2024/25 represents the service requirements for that year, subject to any changes as part of the 2022/23 budget setting process.


Signature	Date
	21/01/2022

Public Health 2022/23 - 2024/25

2021/22		2022/23	2023/24	2024/25
£'000		£'000	£'000	£'000
	Expenditure - Controllable			
1,293	Employees	1,270	1,294	1,314
0	Capital Financing	0	0	0
273	Premises - Related Expenditure	316	318	321
3	Transport - Related Expenditure	3	3	3
6,730	Supplies and Services	6,720	6,720	6,721
13,625	Third Party Payments	13,781	13,847	13,847
0	Reserves	0	0	0
21,924	Sub Total: Controllable Expenditure	22,090	22,182	22,206
	Expenditure - Uncontrollable			
0	Employees	0	0	0
0	Premises - Related Expenditure	0	0	0
0	Transport - Related Expenditure	0	0	0
465	Support Services Expenditure	465	465	465
1,522	Depreciation	1,522	1,522	1,522
1,987	Sub Total: Uncontrollable Expenditure	1,987	1,987	1,987
23,911	Total Expenditure	24,077	24,169	24,193
	Income - Controllable			
0	Government Grants	0	0	0
(2,276)	Other Grants, Reimbursements and Contributions	(2,276)	(2,276)	(2,276)
(18)	Customer and Client Receipts - Fees and Charges	(18)	(18)	(18)
0	External Interest	0	0	0
(444)	Support Services Income	(444)	(444)	(444)
(2,738)	Sub Total: Controllable Income	(2,738)	(2,738)	(2,738)
	Income - Uncontrollable			
0	Support Services Income	0	0	0
0	Sub Total: Uncontrollable Income	0	0	0
(2,738)	Total Income	(2,738)	(2,738)	(2,738)
21,173	Net Expenditure	21,339	21,431	21,455

2021/22		2022/23	2023/24	2024/25
19,186	Controllable Budget	19,352	19,444	19,468
1,987	Uncontrollable Budget	1,987	1,987	1,987
21,173	Total Service Budget	21,339	21,431	21,455

This budget may be subject to change as a result of Members decisions.
 The uncontrollable budgets may be subject to change, however this will not impact on the ability to deliver services.
 I confirm that the figures presented reflect a robust budget which would support operational activity in my Service for 2022/23 and that the provisional budgets for 2023/24 and 2024/25 represents the service requirements for that year, subject to any changes as part of the 2022/23 budget setting process.

Signature	Date
	18/01/2022